

## Improving Students' Achievement in Fiqh Subject by Using Audio Visual of Class VII a of MTs YPIP Panjang in The Academic Year 2019-2020

Faisal Habibie<sup>1</sup>, Muhammad Rasyidil Fikri Alhijri<sup>2</sup>, Aulia Faramitha<sup>3</sup>, Khojir<sup>4</sup>, Husni Idris<sup>5</sup>

<sup>1,3,4,5</sup>Islamic Education, UIN Sultan Aji Muhammad Idris Samarinda

<sup>2</sup>Islamic Education, Universitas Muhammadiyah Surakarta

e-mail: [faisalbee03@gmail.com](mailto:faisalbee03@gmail.com)

### Abstrak

Media pembelajaran visual dan audio memiliki peran utama dalam teknologi pendidikan. Penelitian ini bertujuan untuk menentukan peningkatan prestasi siswa dalam materi VII-A MTs YPIP Panjang dengan menggunakan media pembelajaran visual dan audio. Hasil penelitian menunjukkan ada peningkatan prestasi siswa pada materi Fiqh subjek Jama dan Qashar pada Cycle I, serta ibadah dalam keadaan darurat pada Cycle II. Hal ini dibuktikan hasil Cycle I yang memiliki nilai rata-rata prestasi siswa sebesar 85,95 dengan persentase pengumpulan siswa sebesar 78% atau sebanyak 22 dari 30 siswa, dan entusiasmen siswa sebesar 63% dengan kategori (baik). Pada Cycle II memiliki nilai medis prestasi siswa sebesar 93,73 dengan persentase pengumpulan siswa sebesar 100% atau sebanyak 30 siswa, dan entusiasmen siswa sebesar 78% dengan kategori (sangat baik).

**Kata kunci:** *Pencapaian Siswa, Audio Visual, Fiqh*

### Abstract

Audio visual learning media have a major influence in educational technology. This research aims to determine the improvement in students' achievement in the materials of the VII-A MTs YPIP Panjang by using audio visual learning media. The results showed that there was an increase in students' achievement on Fiqh subject of the Jama and Qashar materials at Cycle I and prayers are in emergency during the Cycle II. This is based on the results of Cycle I which have an average value of students' achievement of 85.95 with a student's submission of 78% or as many as 22 of 30 students and students' enthusiasm of 63% with the category (good). In Cycle II has a median value of students' achievement of 93.73 with students submission of 100% or as many as 30 students and students' enthusiasm at 78% with the category (excellent).

**Keywords :** *Students' Achievement, Audio Visual, Fiqh*

### INTRODUCTION

Educational institutions in general and particular basically are functioning primarily to implement the transmission and transformation of values of Islamic culture and general culture from generation to generation. There are values of humanity and selective wisdom needed for the continuity of the life of Islam and Muslims in this world (Muhammad Haris, 2015).

Education is also a conscious and well-planned effort to create learning atmosphere and learning process in order to actively develop students' potentials, such as spiritual strength, religious, self-control, personality, intelligence as well as necessary skills in society. The primary education institution, Madrasah Tsanawiyah or elementary school, has a task and

function which is very strategic in order to build the foundation of knowledge providing students with the theory and practice of certain disciplines (Undang-undang nomor 20, 2003)

Based on the primary study, it was found that some fiqh teachers of MTs YPIP Panjeng applied lecturing methods and gave some assignments from students' work book. As a results, students' low understanding on fiqh materials affect students' low achievement (Interview Wiranto, 2019).

Furthermore, less interesting media make students less focus on the lesson delivered by teacher. Consequently, students tend to get bored and do not listen to teachers' explanation. This condition leads them not to maximise in acquiring materials. According to the preliminary study data obtained in fiqh teaching conducted in the 2017/2018 academic year at class VII MTs YPIP, it was revealed that percentage of the determination is only 56.25% and the average score of the Fiqh subject is 76.37 from 32 students. In another word, there are only as 18 students who successfully achieved the minimum submission criteria (KKM), which is  $\geq 75$ . Based on these phenomena, there should be an improvement in teaching and learning process in order to increase students' achievement (Result Learning Fiqh, 2019)

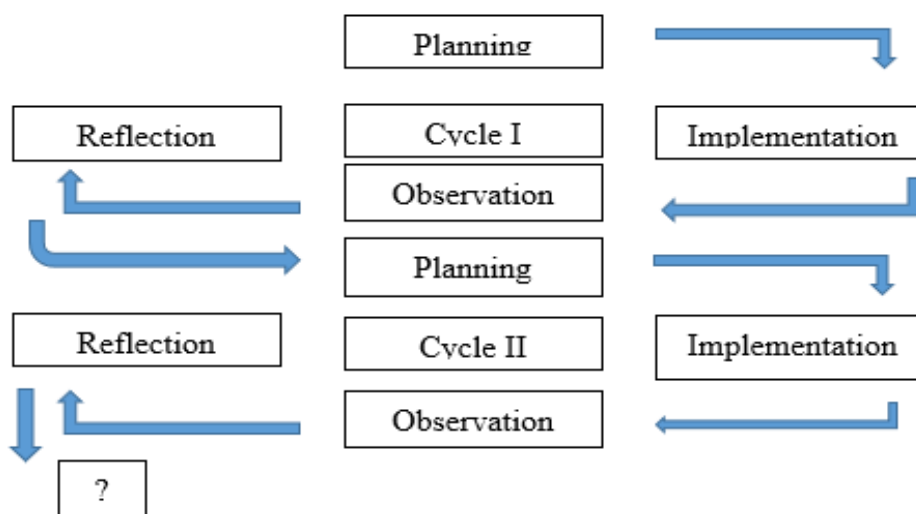
Based on aforementioned problem, it is necessary an innovation to improve students' achievement. Audio visual, for instance, can be used as one of learning media applied in teaching and learning process in the classroom. The presence of audio visual can deliver messages from informant to respondents. In addition, it is extremely helpful in teaching Fiqh subject because teachers' message can be easily understood by students. .

Based on the background of the problem, the researcher feels the need to conduct a research on "Improving students' achievement on Fiqh subject by using one of learning audio visual media at class VII A MTS YPIP Panjeng in the academic year 2019-2020".

## METHOD

The method of this research is classroom action research (CAR). Classroom action research is a research activity based on a context in which it is done to learning solve problems by the teacher, improve quality and learning achievement and take new approaches on learning to improve the quality and achievement (Ani Widiyanti, 2008)

In this case, researcher uses a form of collaborative research in which teachers and researcher work together to solve problems in learning. CAR is the process of studies in learning problems in the classroom through the reflection of the effort to solve problems by conducting various actions that are planned in the real situation and analyzing each influence of the treatment The procedure in implementing this study is the procedure described as follows (Paizal & Erma, 2016)



Picture 1 : Cycles in CAR

Based on the image above, it can be noted that each cycle consists of: *Planning* In this stage, the researchers prepare to plan the instruments and learning materials. *Implementation* In this stage, teachers and students perform teaching and learning activity according to the planning. *Observation* In this stage, the researcher observes the students' activities in the teaching and learning process. *Reflection* In This stage, the researcher analyzes from the observation stage dealing with teaching and learning process.

### Data Analysis Techniques

After the data are collected by the researcher, the data analysis is done. Data analysis has been conducted by the researcher from the beginning in every aspect of research. The analysis of data in classroom action research can be performed in a quantitative descriptive with the aims of improving students' achievements (Ending Mulyatiningsih, 2014).

Data analyzed using Qualitative research are interviews result, while data are analyzed by quantitative is a sheet of students' achievement. Students' achievements are analyzed by the following stages:

- 1. Calculating Students Achievement** The percentage pass and does not pass. The formula is looking for a percentage pass and not pass the students' achievement from the book Prof. Drs. Anas Sudjiono, hence obtained the following formula (Sudijono, 2012):

$$P = \frac{\sum SKN}{n} \times 100$$

Description:

P : Percentage

$\sum SKN$  : Number of students in categories

N : Number of students

- 2. Calculating The Average Students Achevments** Formula that the researcher uses to find the average students' achievement of a class using the formula of the book by Prof. Dr. Suharsimin Arikunto, then obtained the following formula (Suharsimin Arikunto, 2013):

$$RBS = \frac{\sum X}{N}$$

Description:

RBS : The average students' achievement

$\sum X$  : Number of all students' achievement

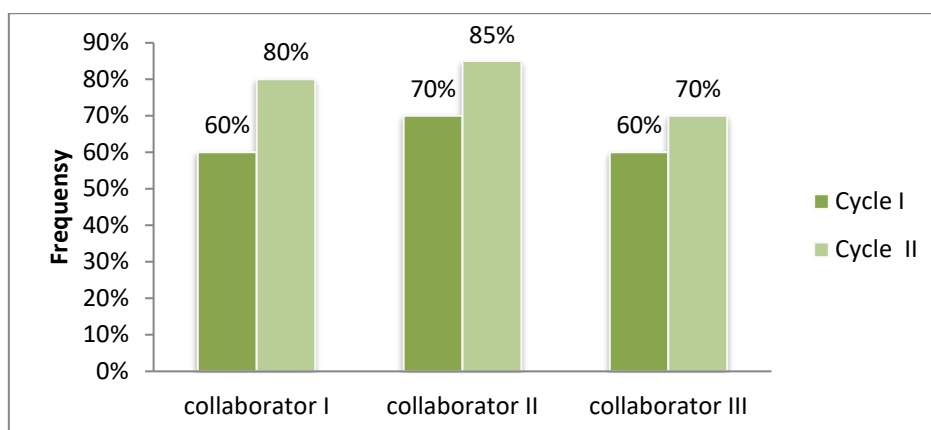
N : Number of students

### Data Analysis of Every Cycle

The results of class action research in order to improve students' achievement on Fiqh subject focused on the *jama* and *Qashar* prayer and prayer in the emergency of class VII A MTs YPIP Panjeng, 2019-2020 academic year using the Audio visual learning media in the following discussion.

**Table 1. Students Enthusiasm Data**

No.	CYCLE I	CYCLE II
I	60 %	80 %
II	70 %	85 %
III	60 %	70 %
TOTAL	190 %	235 %
AVERAGE	63 %	78 %



**Picture 2. Students' Enthusiasm Data Analysis**

Based on the data above, the percentage of students' enthusiasm of VII A MTs YPIP Panjeng of the class was in cycle I of 63% and cycle II by 78%. The occurrence of students' enthusiasm increased in cycle II is that students are already active in asking questions and getting good categories. As well as student's attention to the material so that students' enthusiasm is improved. Thus there is an increase in students' enthusiasm from Cycle I to Cycle II by 15%.

### Students Achievement Data

1. *Pre Cycle* This stage is the stage before using audio visual media in Class VII A MTs YPIP Panjeng students. At this stage, the data analysis collected by researchers is to provide students with tests on the material that has been taught before using audio visual media. The scores on the test results on students at this stage are as follows.

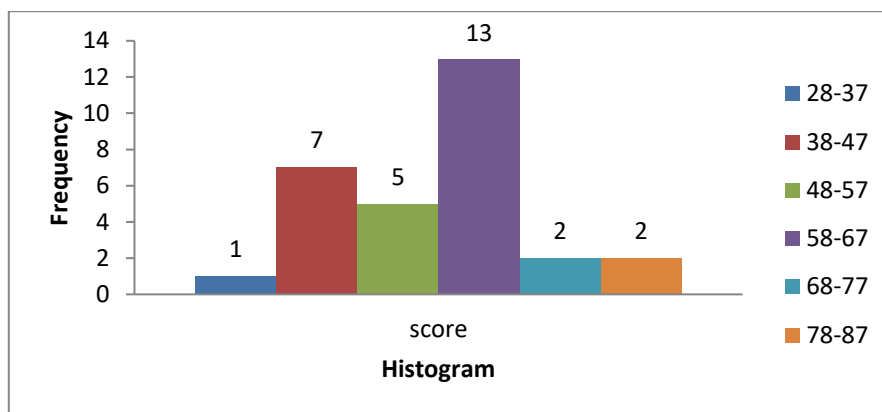
**Table 2: Descriptive Analysis Pre at Cycle**  
Prasiklus

N	Valid	30
	Missing	0
Mean		55.73
Median		58.00
Mode		58
Minimum		28
Maximum		87
Sum		1672

From the table above, it is known the number of students as many as 30 students with total value of 1672 and an average student value of 55.73, median 58 and 58 modes. The lowest value of students is 28 and the greatest value of students is 87.

**Table 3: Tables: Frequency Distribution at Pre Cycle**

No	Scores	Total	Absolut frequency (f)
1	28-37	1	3%
2	38-47	7	23%
3	48-57	5	17%
4	58-67	13	43%
5	68-77	2	7%
6	78-87	2	7%
Total		30	100%



**Picture 3. Histogram Of Pre Cycle**

Based on the data above, pre-cycle test of 30 students at an average value of 55.76 so that the value has not fulfilled the criteria to pass the KKM on the Fiqh subject is  $\geq 75$ .

2. *Cycle I* In this analysis of cycle data I used a test consisting of 20 multiple options and 10 questions to find out the students' achievement using audio visual learning media at this stage as follows.

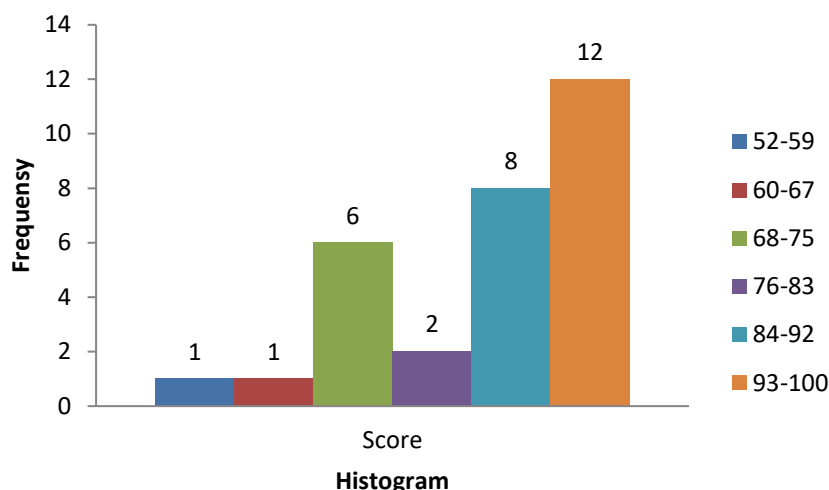
**Table 4. Descriptive Analysis of Cycle I Statistics**

Siklus_1		
N	Valid	30
	Missing	0
Mean		85.93
Median		90.00
Mode		98
Minimum		52
Maximum		100
Sum		2578

From the table above, it is known that the number of students as many as 30 students with total value 2578 and average student value of 85.93 median 90 and 98 mode. The lowest value of the student is 52 and the greatest value students 100.

**Table 5. Frequency Distribution of Cycle II**

No	Scores	Total	Absolut Frequency (f)
1	52-59	1	3%
2	60-67	1	3%
3	68-75	6	20%
4	76-83	2	7%
5	84-92	8	27%
6	93-100	12	40%
	total	30	100%



**Picture 4. Histogram of Cycle I**

Based on the study result data of students of VII A MTs YPIP on the subject of Fiqh learning in *jama* and *Qashar* prayer material with the KKM 75. The achievement is that as many as 22 students passed the KKM with 73% presentation and those who have not graduated the KKM is as many as 8 students with a 27% percentage with an average rating of 85.93%.

3. *Cycle II* At this stage, it is the second time to use audio visual-learning media to class VII A MTs YPIP. In the data analysis this stage, the researcher again gave a test of 10 options in the form and 5 questions for students' achievement. The students' achievement in this stage is as follows.

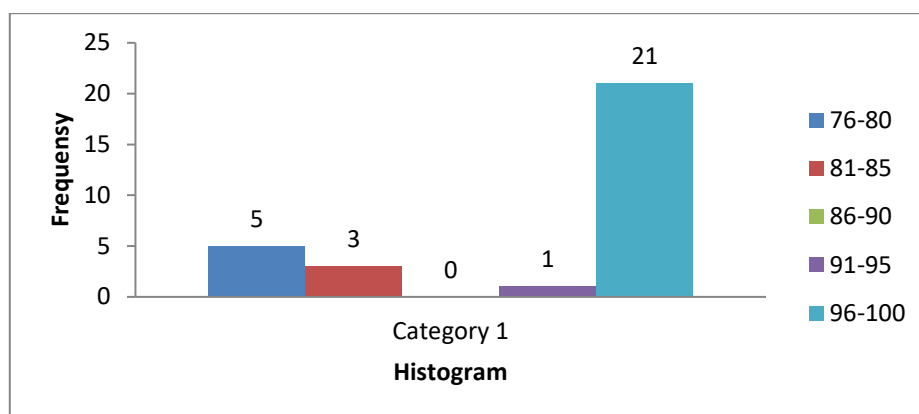
**Table 6. Analysis Descriptive Cycle II Statistics**

Siklus_2		
N	Valid	30
	Missing	0
Mean		93.73
Median		98.00
Mode		100
Minimum		76
Maximum		100
Sum		2812

From the table above, it is known that the number of students as many as 30 students with total value 2812 and average student value of 93.73 median 98 and 100 mode. The student's lowest value is 76 and the student's biggest value is 100.

**Table 7. Frequency Distribution of Cycle II**

No	Scores	Total	Absolut Frequency(f)
1	76-80	5	17%
2	81-85	3	10%
3	86-90	0	0%
4	91-95	1	3%
5	96-100	21	70%
Total		30	100%



Picture 5. Histogram Cycle II

Based on the data above, the students' achievement of class VII A MTs YPIP Panjen on Fiqh subject the prayer in emergency with KKM 75, hence the result of learning as many as 30 students who graduated from KKM with 100% presentation with value the average is 93.73.

## RESULT AND DISCUSSION

### Students Enthusiasm Comparison and Students Achievement

1. *Students' Enthusiasm* The following is comparison on students' enthusiasm of class VII A MTs YPIP Panjen in Fiqh prayer material and Qashar prayer using audio visual learning media in Cycle I and Cycle II. From the data above there is students' achievement increase in cycle I of 63% and in cycle II experienced an increase to 78%, then the students' achievement increase in cycle I to cycle II is by 15%.
2. *Students Achievement* From the above data, the student's submission to the cycle I is 22 out of 30 students and the student's submission to the cycle is 30 students. The average value of cycle I is 85.93 and has increased in cycle II by 93.73.

### Discussion

The Use of Audio Visual Learning Media Can Improve Students' Enthusiasm in Fiqh Subject. Based on the results of the analysis in this research, there is an increase in students' achievement for the training of the MTs students through the media of audio visual learning on the Fiqh subject 2019-2020 academic year. This is based on an incread percentage of students' achievement in cycle I by 63% and increased students' achievement in cycle II by 78%. Thus, it can be concluded that the use of audio visual learning media can improve Students' achievement on the Fiqh Subject.

In the results of the analysis, it can be explained that there is an increase in students' enthusiasm through audio visual learning media on the Fiqh subject Calss VII A MTs YPIP Panjeng in 2019-2020. This results in a theoretical study that explains that audio-visual learning media can improve students enthusiasm, quoted from the book by Nana Sudjana and Ahmad Rivai entitled "Media of Instruction" explaining that audio media is intended as a material containing a message in an auditory form that can stimulate the feeling, attention, mind, and willingness of the students so that the learning process will occur (Nana Sudjana & Ahmad Rivai, 2015). The same is explained in the book written by Azhar Arsyad entitled "Media of Learning" which explains that visual media can improve students' interest and can provide a connection between the content of learning materials with the real world (Azhar Arsyad, 2006) According to Gagne and Briggs, media is a component of learning resources or physical rides that contain instructional materials in a student environment that can stimulate students to learn. The researchers has proven that there is an increase in students' enthusiasm through audio visual learning media on the material of the Fiqh subject of class VII A MTs YPIP Panjeng in 2019-2020 Academic year.



The use of audio visual learning media can improve students' achievement in Fiqh subject. Based on the results of the analysis in this study, there is an increase in students' achievement class VII A MTs YPIP through audio visual learning media on the fiqh subject of the 2019-2020 academic year. This is based on the percentage of students' achievement on the Cycle I which has an average value of 85.93 with a percentage of student graduation of 73% and student study percentage on cycle II which has an average value of 93.73 with student graduation percentage 100%. Therefore, it can be concluded that audio visual learning media can improve the students' achievement on Fiqh subject Class VII A MTs YPIP Panjeng.

In the results of the analysis, there is an increase in students' achievement through audio visual learning media on Fiqh subject class VII A MTs YPIP Panjeng in 2019-2020 academic year. This results in a theoretical study that explains that audio-visual media can improve students' achievement. According to Drajat Zakiah Media learning is an object that can be indifferent, especially vision and hearing, which is in In and out of class as a tool for teaching learning interactions to increase the effectiveness of students' achievement (Unag Wahidin, 2018). According to Djamarah, Audio visual has the nature of the ability to provide reinforcement or knowledge achieved results. The researchers has proven that there is an increase in students' achievement through audio visual learning media on the fiqh material of class VII A MTs YPIP Panjeng 2019-2020 academic year.

In the first hypothesis, there was an increase in the students' enthusiasm on class VII A MTs YPIP through a medium of audio visual learning on the material fiqh of the 2019-2020 school year. For the second hypothesis, there is an increase in students' achievement of the student MTs YPIP through audio visual learning media on the fiqh subject of the 2019-2020 academic year.

## CONCLUSION

Students' enthusiasm due to the use of audio visual learning media on the subjects of Fiqh Class VII A MTs YPIP Panjeng at Cycle I is 63% of average value with the category "good" and in the cycle II experienced an increase with the average value of 78% even with the "Excellent" category.

Students' achievement due to the use of audio visual learning media on the Fiqh subjects of Class VII A MTs YPIP Panjeng in Cycle I is 22 students passed or as much as 73% and the average student value of 85.93. In cycle II, the results experienced an increase in which 30 students achieved the passing grade or as much as 100% and an average value of 93.73. Therefore, there is an increase with total 23% from cycle I to cycle II.

## REFERENCE

- "Dokumentasi" Warianto. Guru Fiqh. (2019). 11 September. Mts Ypip Panjeng.  
"Wawancara", Warianto. Guru Fiqh. (2019). 22 Juli. Mts Ypip Panjeng.  
Arikunto, Suharsimin. (2013). *Dasar-Dasar Evaluasi Pendidikan*. Jakarta: Bumi Aksara.  
Arsyad, Azhar. (2006). *Media Pembelajaran*. Jakarta: Grafindo  
Haris, Muhammad. (2015). *Pendidikan Islam Dalam Perspektif Prof. H.M Arifin*, Jurnal. Ummul Qura. Vol VI, No. 2, 2015, P. 2  
Nana Sudjana, Ahmad Rivai. (2015). *Media Pengajaran*. Bandung: Sinar Baru Algensindo.  
Paizal & Erma. (2016). *Penelitian Tindakan Kelas*. Bandung: Alfabeta.  
Sudijono, Anas. (2012). *Statistik Pendidikan*. Jakarta: Raja Grafindo Persada  
Sugiyono. (2012). *Metode Penelitian Kuantitatif, Kualitatif Dan R & D*. Bandung: Alfabeta.  
Tim Redaksi. (2012). *Teknik Pengumpulan Data PTK*. Jurnal Kependidikan Al-Qalam. Jawa Tengah: Pusat Studi Kependidikan.  
Undang- Undang Nomor 20 Tahun 2003 Tentang Sistem Pendidikan Nasional.  
Wahidin, Unag. (2018). *Media Pendidikan Dalam Perspektif Pendidikan Islam*. Jurnal Pendidikan Islam. Vol. 07, No. 1. P. 50  
Widayanti, Ani. (2008). *Penelitian Tindakan Kelas*. Jurnal Pendidikan Akutansi Indonesia. Yogyakarta: Universitas Negeri Yogyakarta. Vol. VI, No.1, P. 89